

National Refugee Teachers Database Summary

Covering September - November 2008 quarter

- 70 refugee teachers were registered during the September- November 2008 Quarter. This brought the total of teachers registered on the National Refugee Teachers Database up to 421. 50% of the teachers on the database are males and 49% females.

Gender of Teachers Registered by End of November 08.

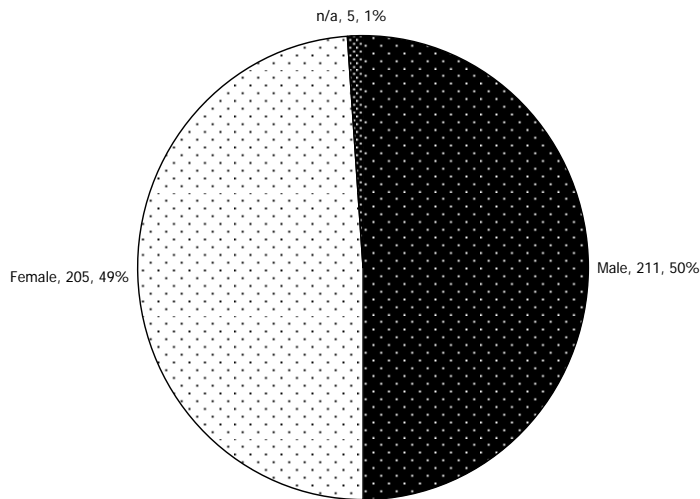


Figure 1. Gender of refugee teachers registered onto the National Refugee Teachers Database by 30th November 2008 in numbers and percentages.

- September – November 2008 Quarter gender divide is exactly 50:50, with 35 registrations from each gender.

Gender of Teachers Registered During September -November 08 Quarter.

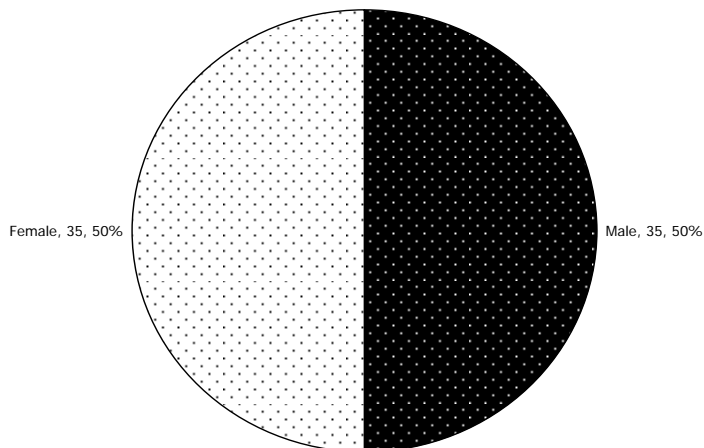


Figure 2. Gender of refugee teachers registered onto the National Refugee Teachers Database during September – November 08 Quarter in numbers and percentages.

Refugee Status of All Teachers Registered By 30.11.08

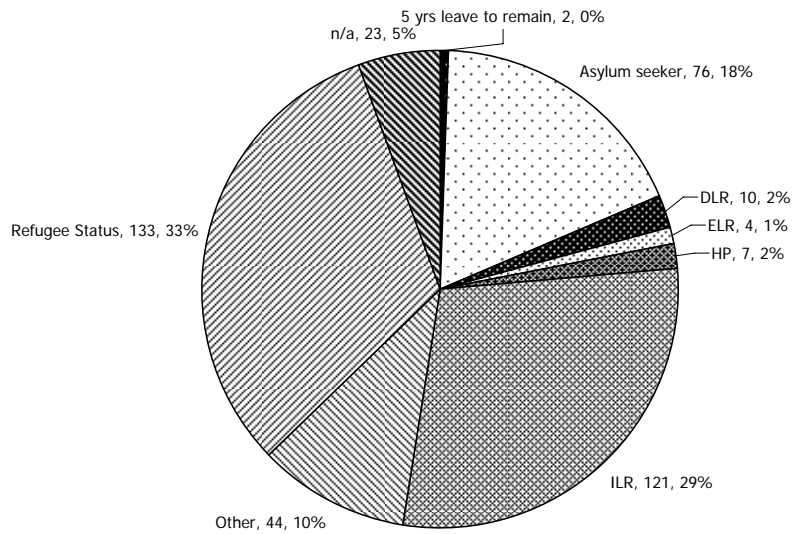


Figure 3. Status of all the refugees registered on the National Database by the end of November in numbers and by percentage.

- 10 (15%) of the 70 teachers registered were seeking asylum at the time of the registration.

Immigration Status September - Sept- Nov 08 Quarter

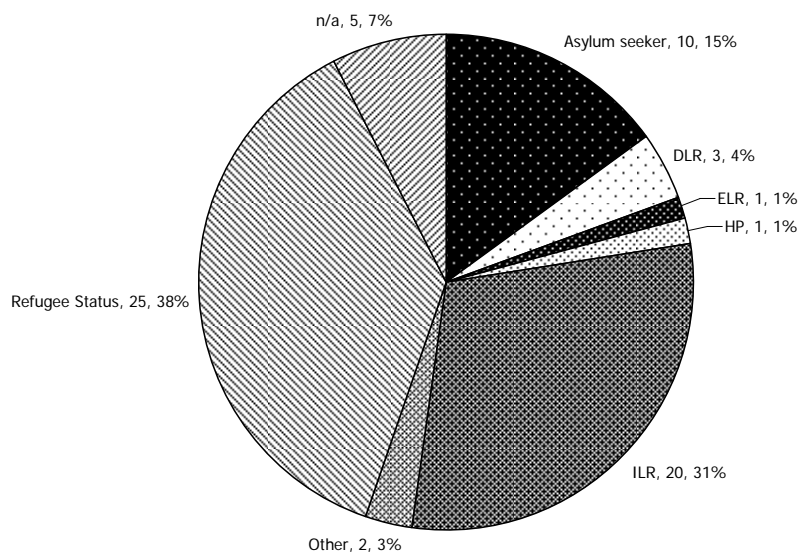


Figure 4. Status of the refugee teachers registered during September –November 08 Quarter at the time of the registration in numbers and by percentage.

EU Citizenship Status - Whole Database Up to the End of Nov 08

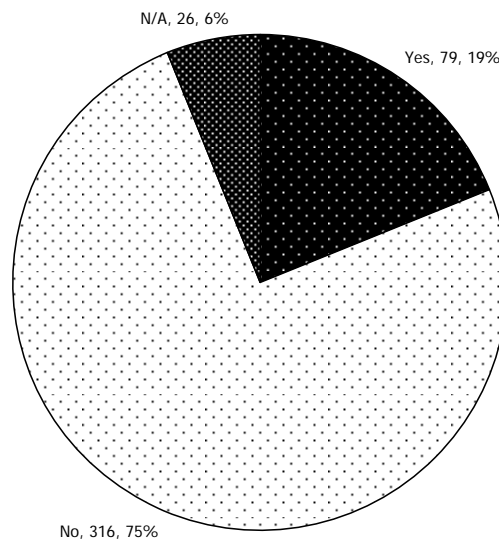


Figure 5. EU Citizenship status of all the refugees registered on the National Database by the end of November 08 in numbers and by percentage.

- 15 of the teachers registered during the September –November quarter claimed to have an EU Citizenship.

EU Citizenship Status - Sept - Nov 08 Quarter

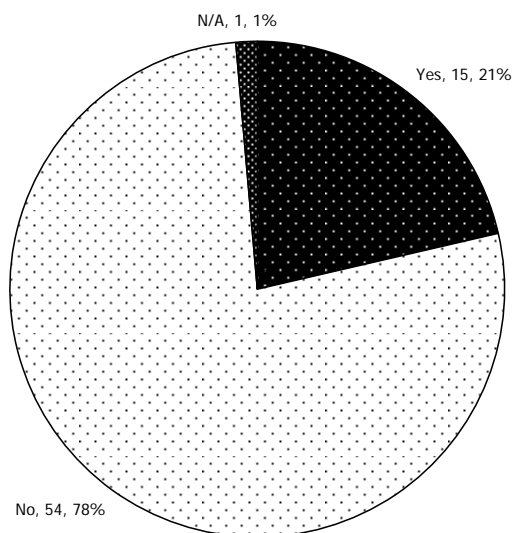


Figure 6. EU Citizenship status of the refugee teachers registered during September – November 08 Quarter at the time of the registration in numbers and by percentage.

Refugees *into* Teaching

- Majority of the registrations by the end of November 2008 had been received from refugee teachers within the Greater London area -169 registrations. This was also the case during the September – November 08 period; 19 registrations were received from Greater London area, 18 from Yorkshire and Humberside and 9 from West Midlands.

Registrations Received By 30.11.08 By Region

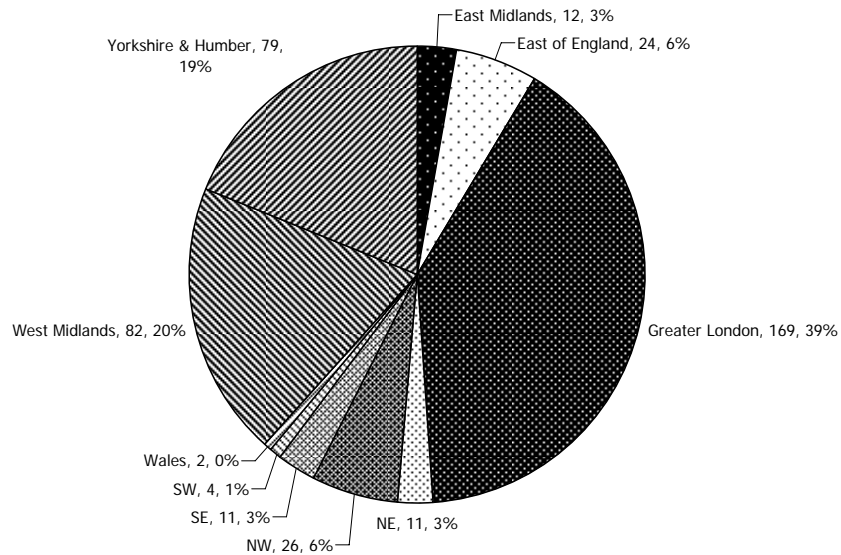


Figure 7. Registrations received by the end of November 08 by region in numbers and by percentage.

Registrations September - November 2008 Quarter By Region

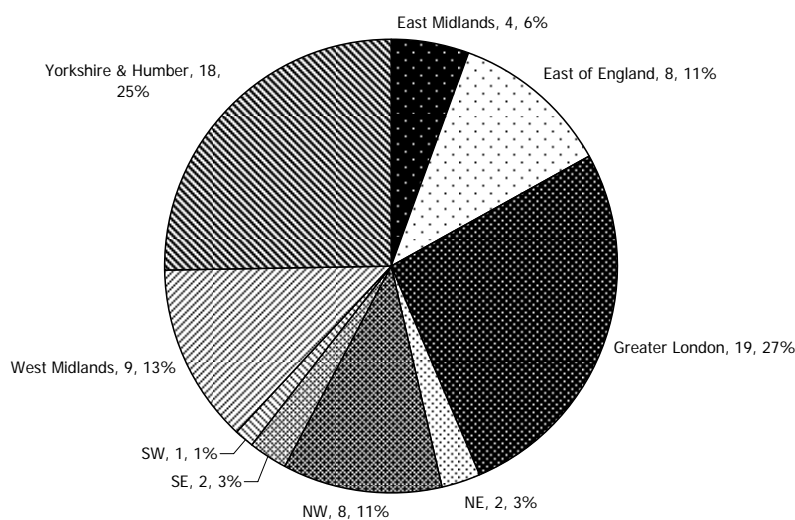


Figure 8. Registrations received during the September – November 08 quarter by region in numbers and by percentage.

- 35% of the teachers registered during September – November 08 quarter are from Zimbabwe. Zimbabweans are also the main nationality when looked at the whole database statistics – 22% of the 421 teachers.

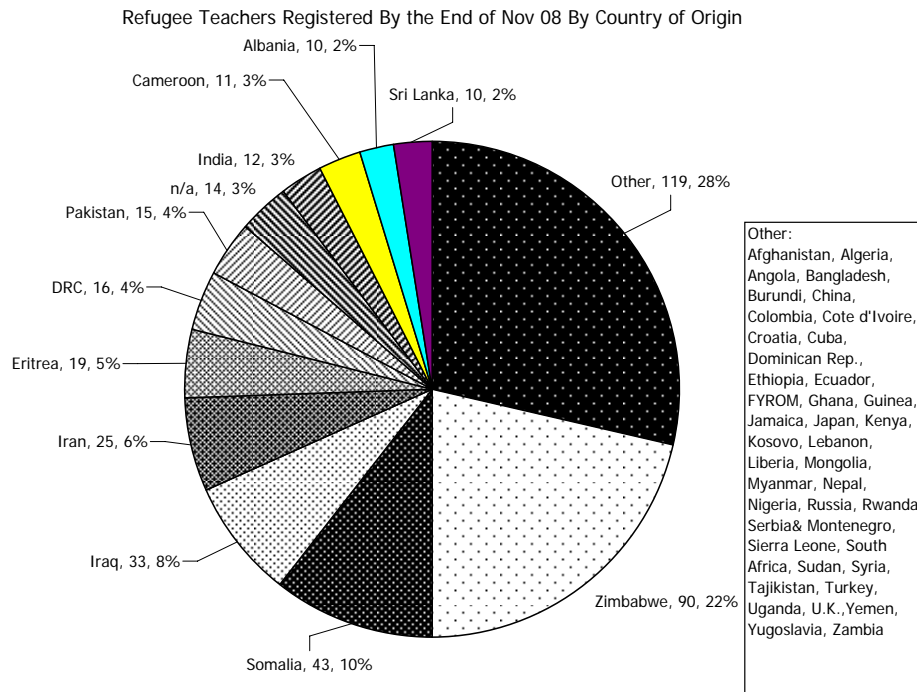


Figure 9. Refugee teachers registered on the National Refugee Teachers Database by the end of November 08 by country of origin in numbers and by percentage. "Other" including the countries with registrations from less than 10 teachers.

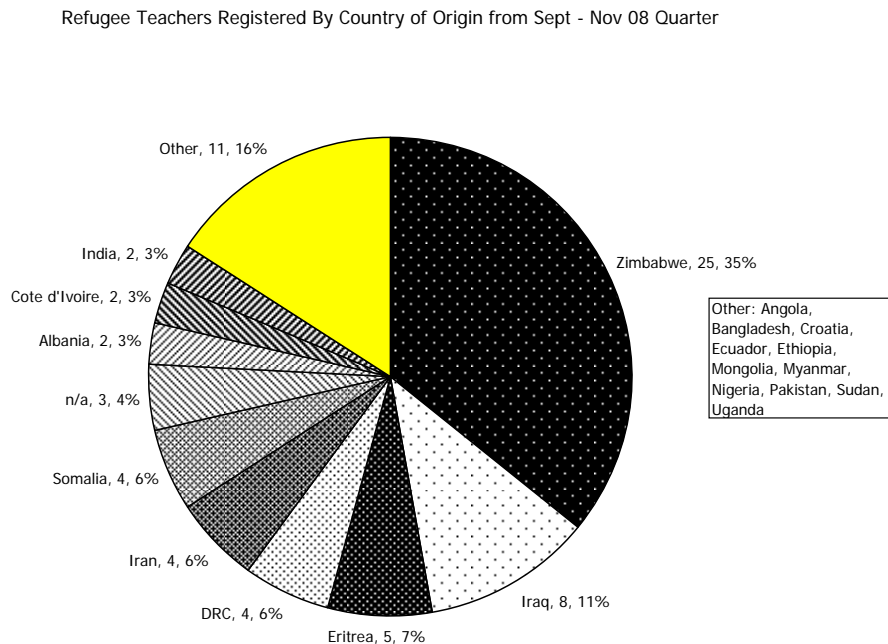


Figure 10. Refugee teachers registered on the National Refugee Teachers Database during the September – November 08 quarter by country of origin in numbers and by percentage. "Other" including the countries with registrations from less than 2 teachers.

Fi

- Most of the registered teachers had ticked several options regarding the level they are interested in teaching. Primary level is most popular option, followed by secondary level.

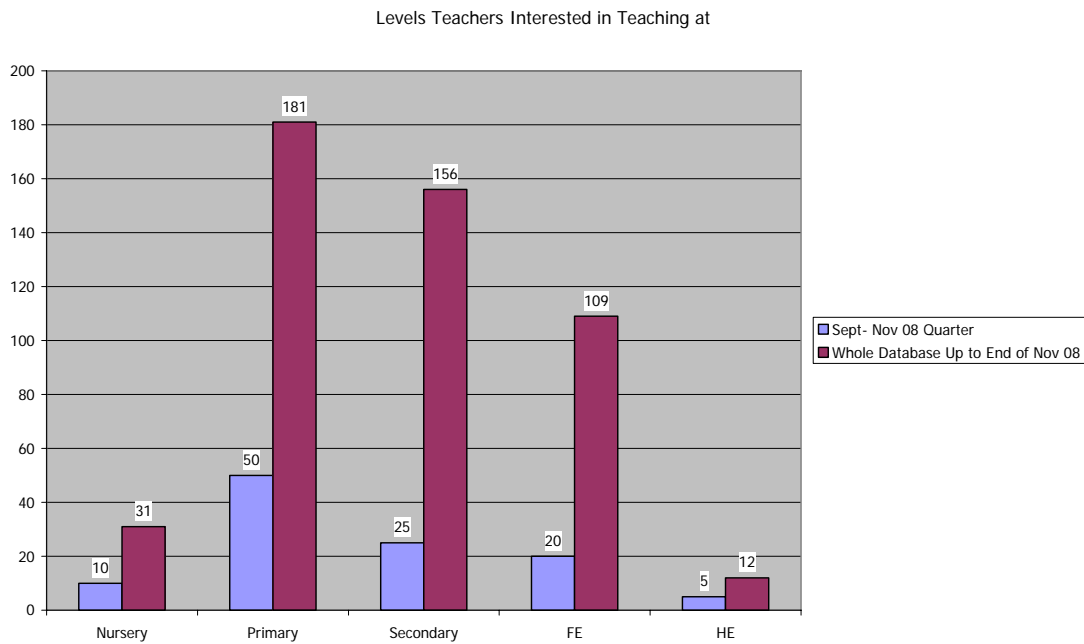


Figure 11. Levels the teachers are interested in teaching at. Purple indicating the levels by teachers registered by 30th of November 2008 and blue indicating the levels by teachers registered during September – November 08 Quarter.

- More female teachers are interested in teaching at primary level than men. More male teachers are interested in teaching at secondary level.

Teachers Interested in Teaching at Primary Level September- November 2008 Quarter by Gender

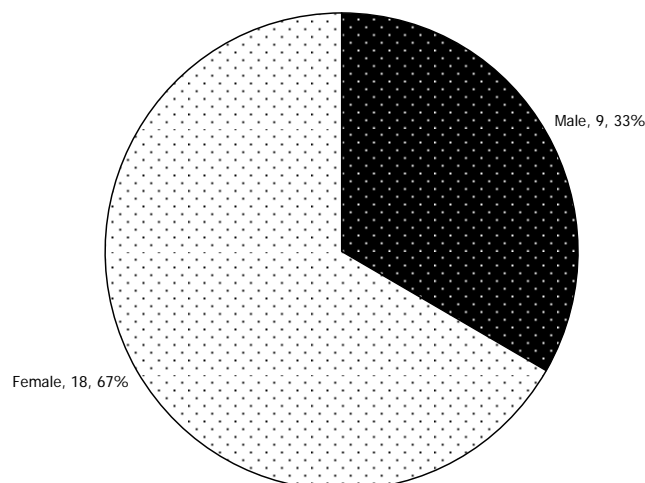


Figure 12. Teachers interested in teaching at primary level registered on the national database by the end of November 08 by gender in numbers and percentages.

Gender of Teachers interested in Teaching at Primary Level Registered by End of November 08

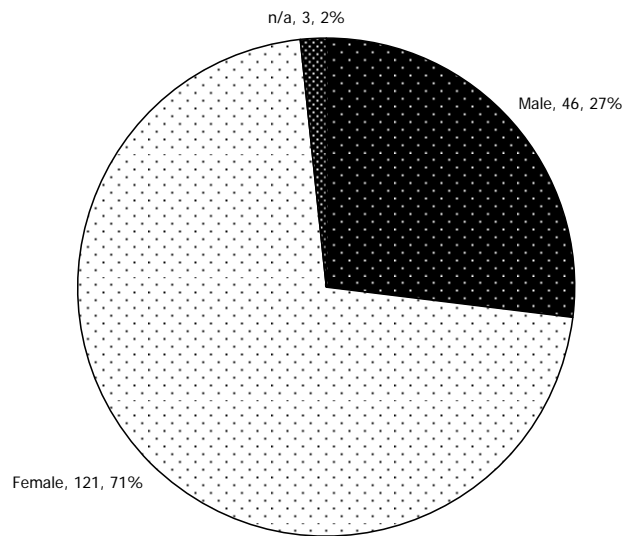


Figure 13. Teachers interested in teaching at primary level registered on the national database during the September – November 08 quarter by gender in numbers and percentages.

- At both levels Maths, Science and Modern Foreign Languages are the top subjects to teach.

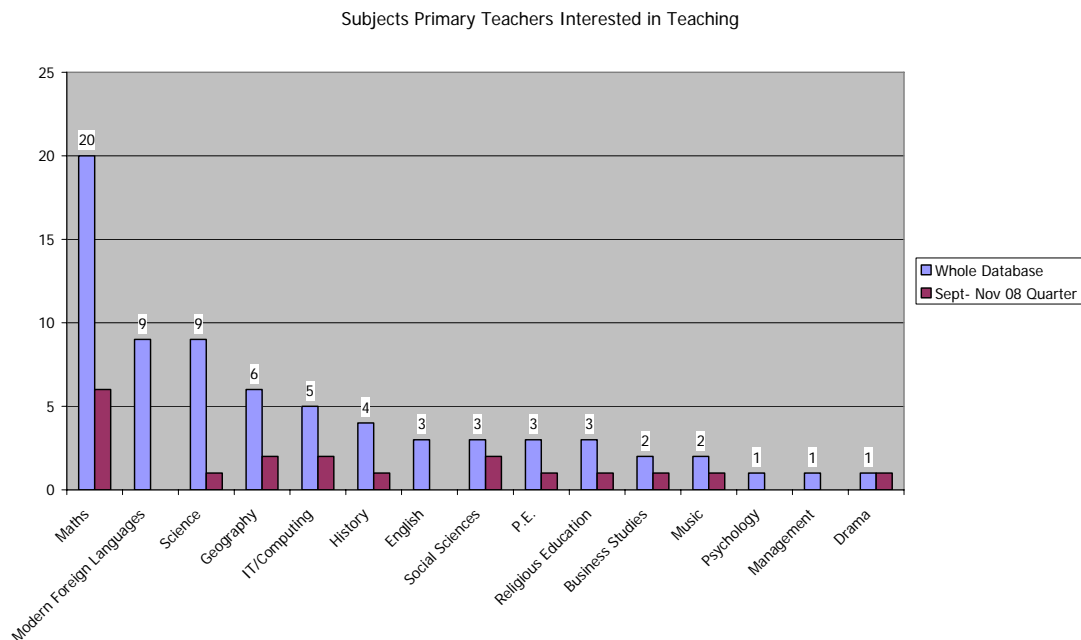


Figure 14. Subjects primary teachers are interested in teaching. Blue indicating the subjects by teachers registered by 30th of November 2008 and purple indicating the subjects by teachers registered during September – November 08 Quarter.

Teachers Interested in Teaching at Secondary Level September- November 2008 Quarter by Gender




Figure 15. Teachers interested in teaching at secondary level registered on the national database by the end of November 08 by gender in numbers and percentages.

Gender of Teachers Registered Interested in Teaching at Secondary Level By the End of Nov 08




Figure 16. Teachers interested in teaching at secondary level registered on the national database during the September – November 08 quarter by gender in numbers and percentages.

Subjects Secondary Teachers Interested in Teaching

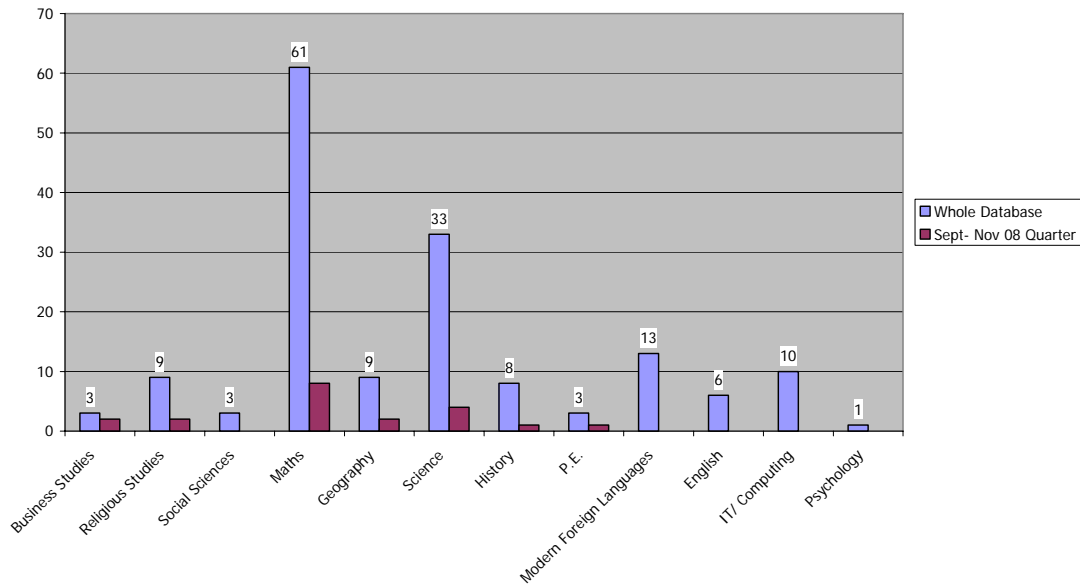


Figure 17. Subjects the secondary teachers are interested in teaching. Blue indicating the subjects by teachers registered by 30th of November 2008 and purple indicating the subjects by teachers registered during September – November 08 Quarter.

Teaching Experience Overseas Before Arriving to the UK

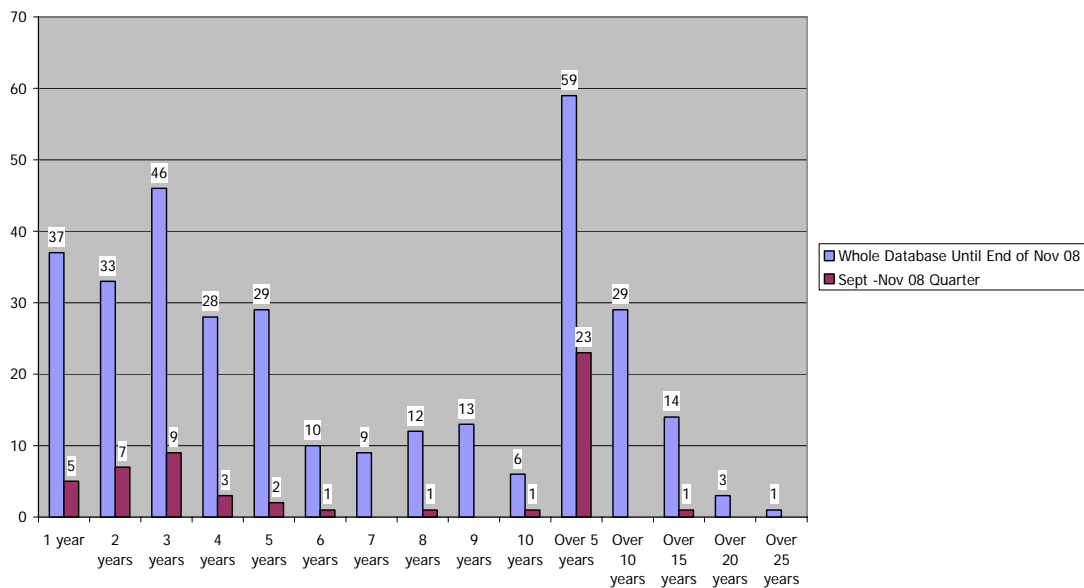


Figure 18. Teaching Experience Overseas of the Registered Teachers in years. Blue indicating the experience by teachers registered by 30th of November 2008 and purple indicating the experience by teachers registered during September – November 08 Quarter.

- The main problems regarding retraining the teachers mentioned were access to advice, costs, confidence with UK system, language problems, qualifications and gaining work experience.