


National Refugee Teachers Database Summary

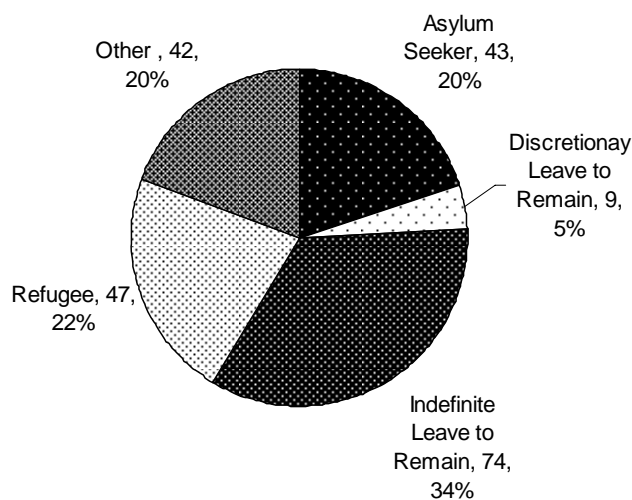
- 215 people registered up to January 2008. This shows that 21 more registrations were received in the last 3 months. Females now account for 46% of all registrations.

Gender Of All Teachers Registered



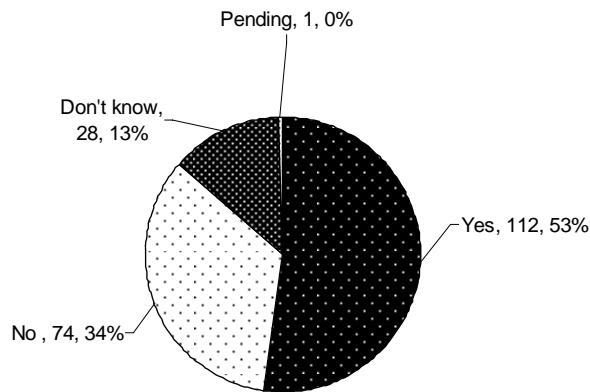
- 20% of registrants have stated that they are claiming asylum at the time of registration, and 61% hold either Indefinite or Discretionary Leave to Remain or have refugee status.

Immigration status



- 28 registrants (13%) stated that they don't know what a Criminal Records Bureau (CRB) Check is or entered no information, with 112 (53%) stating they had already been CRB checked in the past.


Criminal Records Bureau Check



Primary Sector Data

- A total of 95 people (44%) are interested in teaching in the Primary Sector.
- 50 registrants are male.

Gender of Teachers Primary

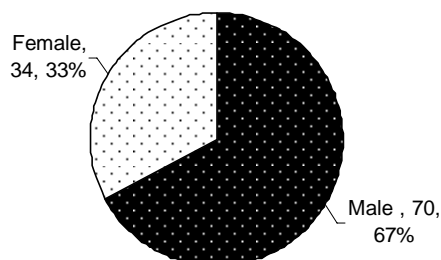


- 12 registrants hold an undergraduate and/or postgraduate degree as well as GCSE A*-C in Maths/English/Science or equivalent and have some school/teaching experience in the UK.
- 19 registrants hold a degree/postgraduate degree and have some school/teaching experience but do not hold GCSEs A*-C in Maths, English and Science.
- 29 registrants hold an undergraduate and/or postgraduate degree but have no GCSE A*-C in Maths/English/Science and have no school/teaching experience.

Secondary Sector Data

- 101 people (47%) are interested in teaching in the Secondary Sector.
- 67% of those interested in the secondary sector are male.

Gender of Teachers Secondary

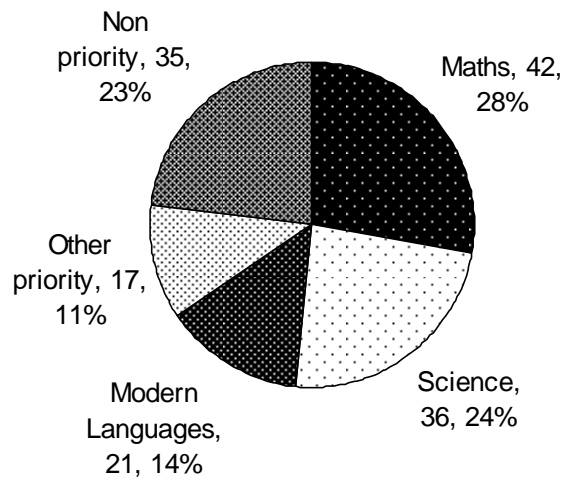


- 29 registrants hold an undergraduate and/or postgraduate degree as well as GCSE A*-C in Maths and English or equivalent and have some school/teaching experience in the UK.
- 26 registrants hold a degree/postgraduate degree and have some school/teaching experience but do not hold GCSEs A*-C in Maths and English.
- 44 registrants hold an undergraduate and/or postgraduate degree but have no GCSE A*-C in Maths/English/Science and have no school/teaching experience.
- 42 out of the 101 registrants (34%) would like to teach Maths.
- 36 (24%) would like to teach Science.
- 21 (14%) are interested in teaching Modern Languages¹.
- 17 (11%) registrants wish to teach other priority subjects².

¹ French (17); Spanish (2); German (2)

² ICT (8); RE (9); Design and Technology (1)

Secondary School Subject Preference



Languages spoken by registrants

English	32
Somali	31
French	22
Arabic	17
Tamil	13
Farsi	12
Albanian	9
Swahili	6
Tigrinya	5
Urdu	5
Mandarin	4
Turkish	3
Russian	3

Nationalities

Zimbabwe	38
Somalia	21
Iraq	14
Cameroon	12
Iran	11
Sri Lanka	8
Albania	7
Sudan	6
Eritrea	5

Geographical location

London	77
Other	61
West Midlands	49
Yorkshire and Humberside	24
North West	5